



User Manual

Wireless intelligent remote controller BP-WRP4B-868



For Inquiries, Please contact:

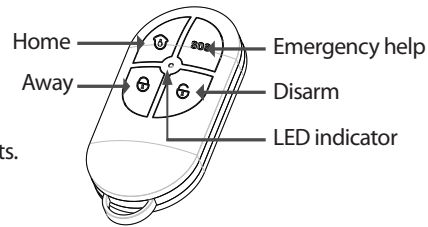
Security Shop
Vladimira Popovica 6/6/A606
11070 Novi Beograd, Serbia
Tell: +381 11 318 68 68
office@securityshop.rs

Imported/Distributed by Security Shop doo
license of Blaupunkt
www.blaupunkt.com
Made in China

Enjoy it.

1. Brief

BP-WRP4B-868 (FSK) is mini wireless remote controller with 4 keys; it is one of important accession of our company and has the function of controlling the wireless products. With special outlook, it can be decoration and convenient for taking. It is easy for using, has high sensibility in 100 meters. After coding with wireless products, it controls wireless products. Emergency bottom key for you to send out emergency immediately. For better protection of your security, it is good choice for your smart home system.



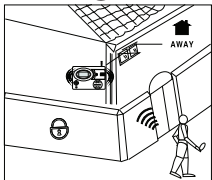
2. Specifications

Model number: BP-WRP4B-868 (FSK)
 Using range: $\leq 100\text{m}$ (in the open place)
 When the remote control distance is insufficient, please hang the remote control key ring vertically and press the remote control button.
 Frequency: 433MHz
 Working voltage: 3V (1*CR2450 button battery)
 Quiescent current: $\leq 3\mu\text{A}$
 Working current: $\leq 30\text{mA}$
 Prompt information: the blue light is on, indicating that the host has received a response; the red light is on, indicating that the communication has failed.
 Working environment: $-10^{\circ}\text{C} \sim 60^{\circ}\text{C}$
 Color: white

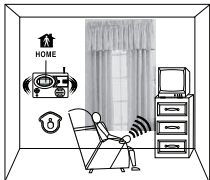
4. Coding

A. Make BP-WRP4B-868 (FSK) enter the working mode, press any button on the remote control to send wireless signal, at the moment the panel will automatically learn the code of the remote control, then click save.
 B. The user can also manually enter the address code directly, so the probability of error will be smaller. For example, you set the panel on manually adding mode of remote control, then enter the 9-digit address code on the remote control label.

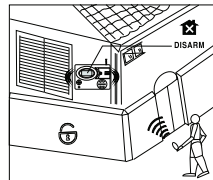
5. Using



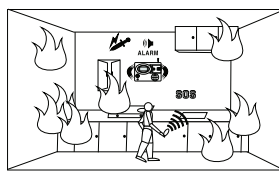
1. For away arm, press the key AWAY for 2 seconds.



2. For at home arm, press the key HOME for 2 seconds.



3. For disarm, press the key DISARM for 2 seconds.



4. The emergency help is safe and convert, press key HELP for 3 to 4 seconds to realize this function.

3. Main function

A. 4 independent function keys
 B. For fast arm/disarm, easy and convenient, emergency call, safe and covert.
 C. Scientific address code with millions of combination, which enable all the remote controller to be exclusive one, without permitting, it is impossible to copy our wireless products.
 E. Low consumption for transmitting, indication for signal output visible.

6. Test

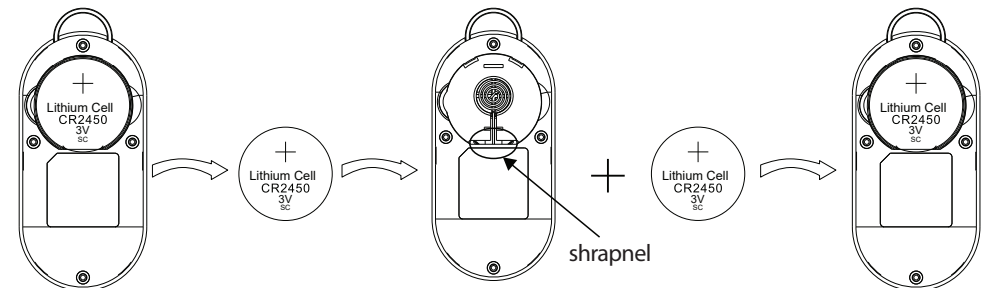
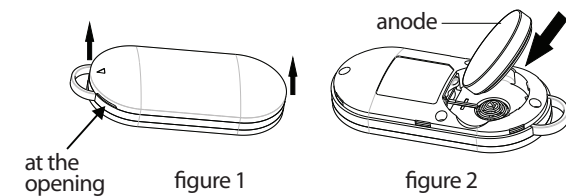
When finished in the factory, BP-WRP4B-868 (FSK) has build-in batteries. Before testing, we will need to code wireless products with BP-WRP4B-868 (FSK) for the coding details, please view the CODE SETTING of the manual of wireless products. The testing process as following:

1. Keep the distance of BP-WRP4B-868 (FSK) from the wireless products above 3 meters; press the key with lock picture one the remote controller for 1 second.
2. Confirm the wireless products have the same response, such as hear the hint voice.
3. Operate in the corner of covered zone of wireless products, such as the place blocked by wall and large object, to see if the system has the same hint voice.

7. Change batteries

The batteries should be changed every 6 month, or the signal may fade in the process of transmitting. The batteries should be 1 piece of CR2450 button battery, please follow the below steps to change the batteries.

1. Use your hand to pry the back cover at the opening on the left lower side of the front of the remote control. (like figure 1)
2. Fetch the back cover and pull out the old batteries.
3. Input the new batteries, pay attention to the anode and cathode. (like figure 2)
4. Fix the back cover.
5. Test the installed batteries: press any key, the LED lamp on the remote controller lighting.



8. System limited

Our wireless products are reliable, while in certain situation, our system will be limited, the situation can be some one as below:

1. The receiver signal is blocked or does not match the frequency of the remote control.
2. There is the same frequency interference.
3. The voltage of panel is unstable or the receiving distance is too large.

! Note: If the unauthorized operation by the customer cause the problem, our company is not responsible.