

Pop-Out Video Wall Mount Bracket HYU-CC-VWPB001

USER MANUAL



Structure:

Divided into two different structural methods according to site conditions

1. Full sheet metal front maintenance structure, independent units are installed separately.
2. Sheet metal + aluminum frame structure, installed as usual.

Note: This shelf is particularly suitable for embedded wall installation. It is easy to maintain later and can be maintained without damaging the on-site decoration.

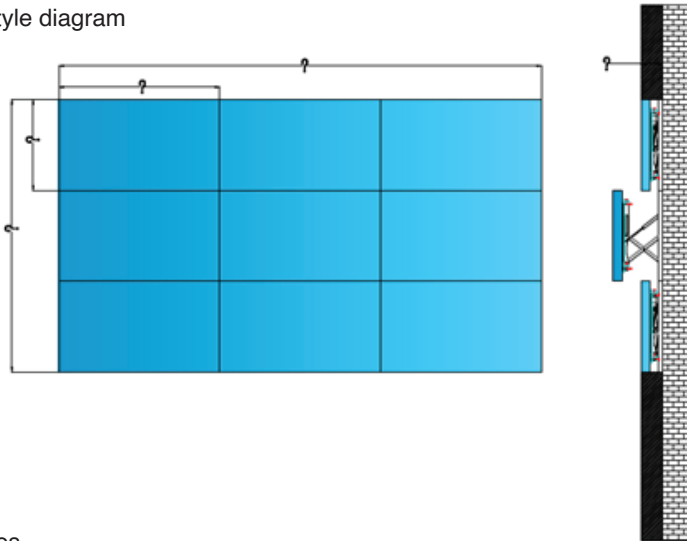
Require:

The on-site wall must be a load-bearing solid wall (non-solid walls require a separate backing steel structure) to use this hanger.


Instructions for ordering:

1. Provide LCD screen specifications or complete machine size drawings
2. The total thickness of the front panel is 94mm (excluding screen thickness)
3. Explain on-site thickness and size requirements
4. Note that the hanger is fixed to the wall or to the steel structure, so that the manufacturer can provide expansion bolts or steel structure self-tapping screws.

Structural style diagram



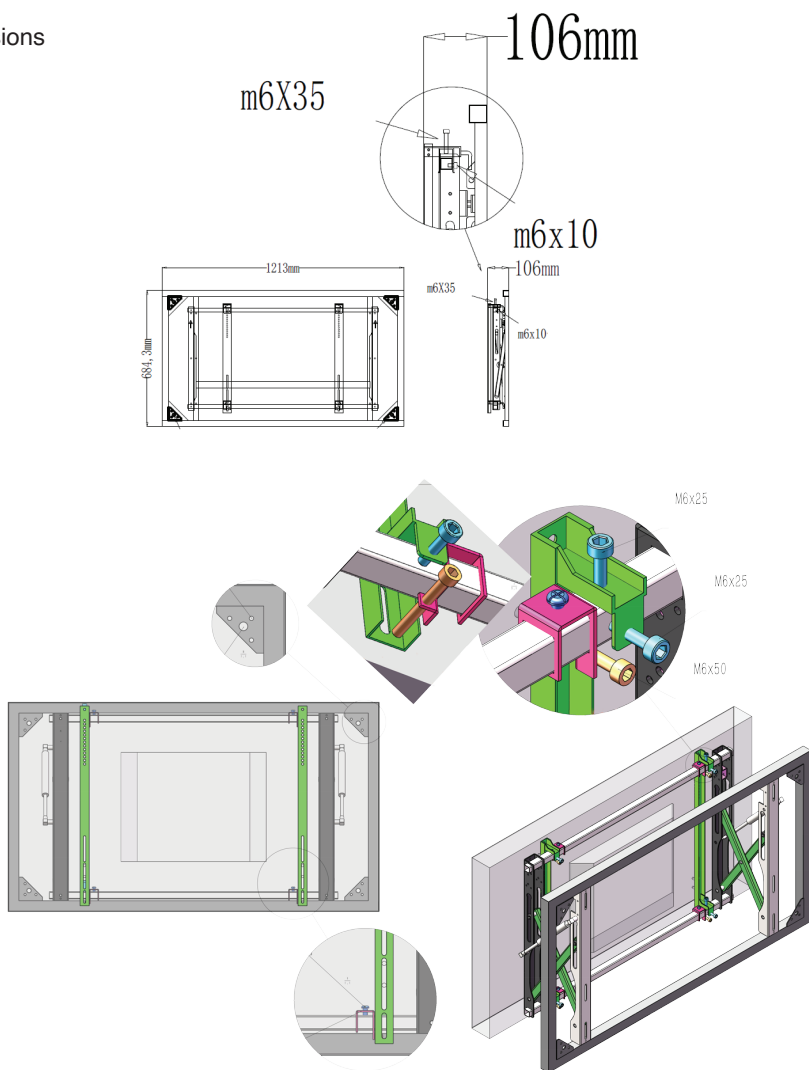
Case pictures



Installation points

1. In conventional design, the length and width of the shelf are consistent with the screen size. You can refer to this when fixing the shelf to the wall.
 2. When fixing the hook to the screen, refer to the drawing to confirm the corresponding hole positions and tighten with screws.
 3. The two direction adjustment screws on the hook are for up and down adjustment and front and rear adjustment. Small sheet metal parts on the crossbar can also be used in the left and right directions.
- Fixed, when adjusting the front and rear direction of the screen, install M6*50 screws on this part to push the screen forward, and pull the screw on the hook backward. Use this screw to adjust each other in the rear direction.
4. There must be a gap between screens, and the thickness of the business card can pass through the gap smoothly

Dimensions



HYUNDAI



For Inquiries, Please Contact:

**Security Shop
Vladimira Nazora 1
11077 Novi Beograd, Serbia
Tel: +381 11 318 68 68
office@securityshop.rs**

Imported/Distributed by Security Shop doo
Licensed by Hyundai Corporation Holdings, Korea
Delivery and After Service shall only be covered within Serbia