
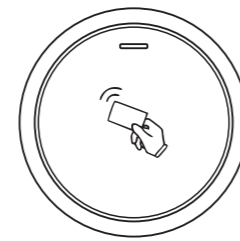


## Metal Wiegand Reader



Square



Mini

User Manual

### 1. Introduction

The reader is a metal case anti-vandal proximity reader, because of waterproof, it can be mounted either indoor or outdoor in harsh environments.

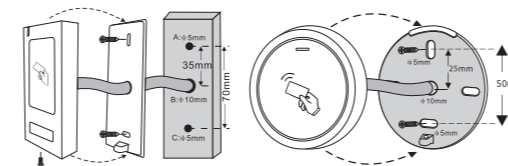
Model	Card Type
EM version	Read 125KHz EM card
Mifare version	Read 13.56MHz Mifare card (ISO14443A Compatible)
HID+EM version	Read 125KHz HID & EM cards
EM+HID+MF version	Read 125KHz HID, EM cards & 13.56MHz Mifare card (ISO14443A Compatible)

### 2. Specifications

Operation Voltage	9~24V DC
Standby Current	≤25mA
Frequency	125KHz / 13.56MHz
Read Range	≥ 3CM
Output Format	26 bits Wiegand (default) 26~37 bits available upon request
Operating Temperature	-40°C~60°C (-40°F~140°F)
Operating Humidity	10% to 95% RH
Index of Protection	IP66
Dimension	L103 x W48 x H19 mm (Square) D73 x H20mm (Mini)
Net Weight	260g (Square) / 180g (Mini)
Shipment Weight	320g (Square) / 260g (Mini)

### 3. Installation

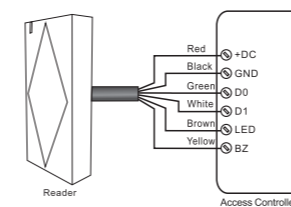
- Drill 2 holes (A, C) on the wall for the screws and one hole for the cable
- Knock the rubber bungs to the holes (A, C)
- Fix the back cover on the wall with 2 screws
- Thread the cable through the cable hole (B)
- Attach the unit to the back cover



### 4. Functions Table Sheet

Read Card	The LED light will turn into Green, and the buzzer sounds a beep, at the meantime, the reader outputs the Wiegand signal
External LED Control	When the input voltage for LED is low, the LED will turn into Green
External Buzzer Control	When the input voltage for Buzzer is low, the Buzzer will sound
Wiegand Data Output	Wiegand 26~37 bits range available for the reader, factory default setting is Wiegand 26 bits. HID card can output Wiegand 26~37 bits automatically, EM and Mifare cards are forced to output based on the reader setting

### Connection Diagram



### Wiring

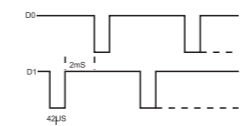
Color	Function	Notes
Red	Power	+DC (9-24VDC)
Black	GND	Ground
Green	D0	Data 0
White	D1	Data 1
Brown	LED	Green LED Light Control
Yellow	Buzzer	Buzzer Control

(Remarks: Brown and Yellow wires are optional connections)

### 5. Data Signal

Description	Reader Typical Time
Pulse Width Time	42 μS
Pulse Interval Time	2 mS

The above table shows the wave form of pulse width time (the duration of a pulse) and pulse interval time (the time between pulses) of the Wiegand data output from the readers. (Example 1010)



### 6. Packing List

Name	Quantity
Reader	1
Manual	1
Screw Driver	1
Wall Fixing Plugs	2
Self Tapping Screws	2

### For Inquiries, Please Contact:

Security Shop  
Vladimira Popovica 6/6/A606  
11070 Novi Beograd, Serbia  
Tel: +381 11 318 68 68  
office@securityshop.rs

Imported/Distributed by Security Shop Doo  
Licensed by Hyundai Corporation (Korea, Korea)  
Delivery and After Service shall only be covered within Serbia