

HYUNDAI
ELECTRONICS

10/100M 16&24 Port Smart PoE Switch Series

HYU-NE-SW-M16PFM001
HYU-NE-SW-M24PFM001

USER MANUAL

HYU-NE-SW-M16PFM001

HYU-NE-SW-M24PFM001



- 1 x switch
- 1*Intelligent PoE switch
- 1*Mounting Kits
- 1*User Guide/Conformity Certificate/Warranty Card

Note:

If any shortage or damage found, please contact us in time.

Product Overview

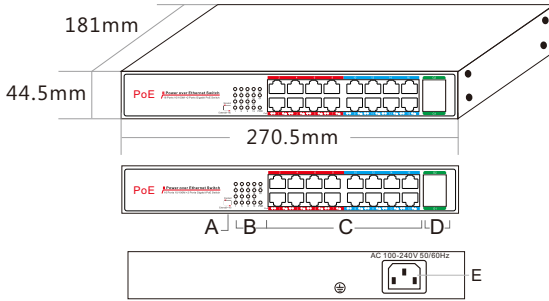
HYU-NE-SW-M16PFM001/HYU-NE-SW-M24PFM001 is designed as uplink gigabit un-managed PoE switch, Port 1-16/24 support PoE at IEEE802.3af/at, max PoE output power is up to 30W. Total power budget is 200/250W. Meanwhile, the uplink RJ45 port is 10/100/1000M.

With the functional switch, the transmission distance could be reaching to 250m for the 10M port. And it supports VLAN. Plug and play, it can auto-sensing the standard of powered device and is suitable for the PoE networking system of hotel, campus, dormitory and small and medium enterprises etc.

Feature

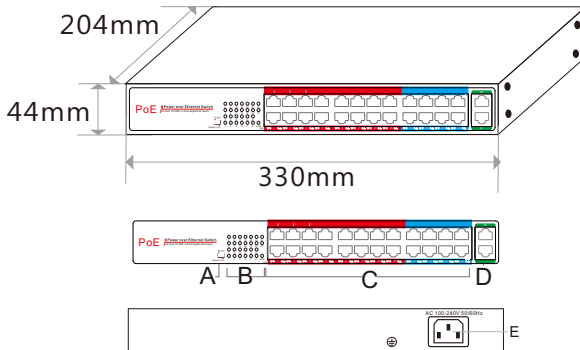
- ▶ 16/24*10/100N RJ45 Ports + 2*10/100/1000M Uplink RJ45 Ports.
- ▶ All port supports non-blocking wire speed forwarding.
- ▶ Support full duplex based on IEEE802.3x and half duplex based on Backpressure.
- ▶ 16/24*PoE ports, auto-sensing the PoE standard of powered device.
- ▶ Functional switch, supporting the switching from standard, long transmission mode (10M/250m) and VLAN.
- ▶ Plug and play.
- ▶ User-friendly panel, LED indicator of PWR, PoE, Link/Act and Speed Rate.
- ▶ Switching Capacity: 14.8Gbps, MAC address size: 16K, Buffer Memory: 4M.

Dimension



- A. Functional Switch B. Working LED Indicator .16*PoE Ports
 D. 2*Uplink RJ45 Ports E. Power Input Port - AC100-240V,50/60Hz

HYU-NE-SW-M16PFM001



- A. Functional Switch B. Working LED Indicator .24*PoE Ports
 D. 2*Uplink RJ45 Ports E. Power Input Port - AC100-240V,50/60Hz

HYU-NE-SW-M24PFM001

LED Indicator Description

Indicator	Status	Description
PWR	Green ON	Working normally
	OFF	Powered off or fault of the power supply
Link/ACT	Green ON	Working normally
	Green Blinking	Receiving or sending data
	OFF	Fault of connection/ Link / supply power
PoE	Green ON	Connection with device and supplying power
	Green Blinking	Short circuit of port or over current
	OFF	No device disconnected or fault of supply power

Note: Equipped with precision components, please pay attention to avoid violent vibration, so as not to affect the equipment performance. If you find that the equipment has been damaged or lost during the transportation , please notify the distributor or us, and we will settle it as soon as possible. **Indicator:** User-friendly panel design, the engineer can get to know clearly of the PWR, LINK and Working status of ports.

POWER: Connection with power adapter.

Ethernet Port: Auto-sensing, Auto MID/MDIX. Plug and play.

Installation

Connect to RJ45 port

- 1.Connect one end of RJ45 wire to switch, the other end to other equipment, as shown as the figure on the right;
- 2.After power on, please check the LED indicator status. If it is on, it shows the link is OK, otherwise, the link is down. Then please check the link and make sure the other equipment is turned on, refer to the instruction on above page for details.



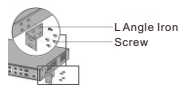
Connect to power

Smart managed PoE switch adopts AC 100-240V, 50/60Hz.


1. Please check the power supply specification matches with the required;
2. Connect switch power wire to AC power socket, shown as in the following figure.



Power Supply Connection Figure



Mounting Kits Installation Figure



Rack Installation Figure

After installation, please check:

If there is enough space for heat sink; if the power socket is suitable for switch specification; if the power, switch and rack are properly grounded and if the connection between switch and other network equipments are normal.

Model Detail

HYU-NE-SW-M16PFM001: 16*10/100M Rj45 Ports + 2*10/100/1000M Rj45 Ports. Port 1-16 support PoE, IEEE802.3af/at. Max PoE output power is up to 30W. Total power budget is 200W. Support function switch, which changing mode from standard, long transmission and VLAN.

HYU-NE-SW-M24PFM001: 24*10/100M Rj45 Ports + 2*10/100/1000M Rj45 Ports. Port 1-24 support PoE, IEEE802.3af/at. Max PoE output power is up to 30W. Total power budget is 250W. Support function switch, which changing mode from standard, long transmission and VLAN.

For Inquiries, Please Contact:

Security Shop
Vladimira Popovica 6/6/A606
11070 Novi Beograd, Serbia
Tell +381 11 318 68 68
office@securityshop.rs